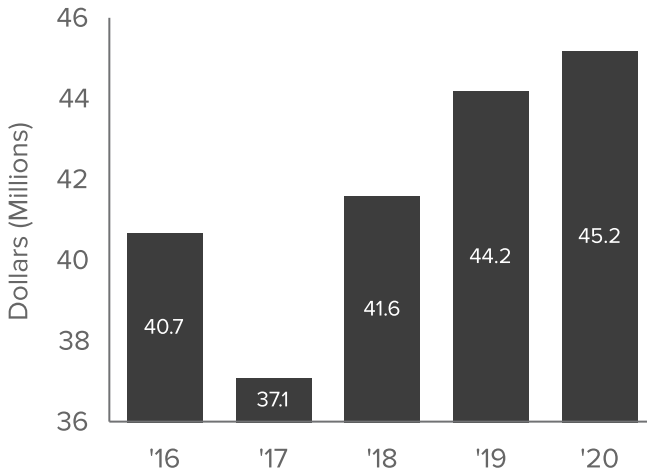
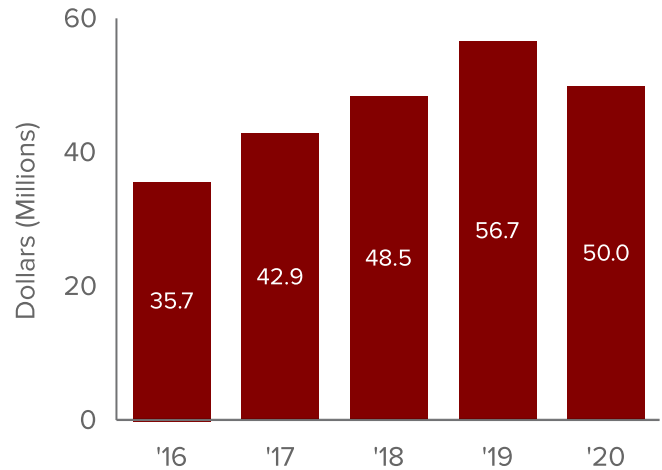


## Research & Graduate Education 5 Year Trend

### NEW AWARDS

**\$50 M** in 2020

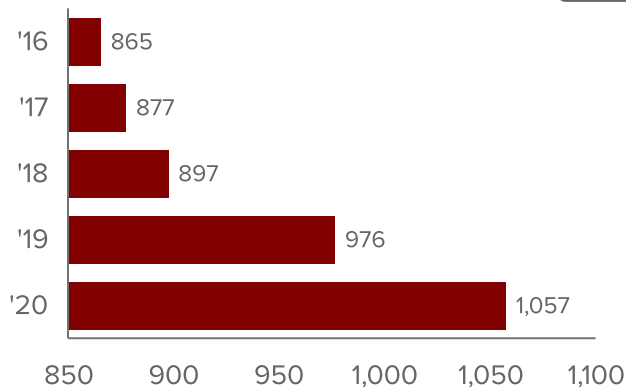
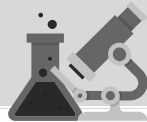


### GRANT EXPENDITURES

**\$45 M** in 2020

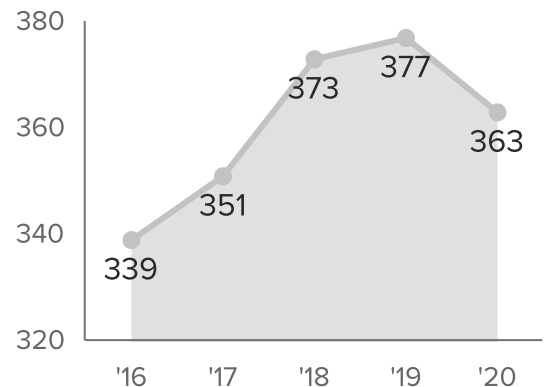
### NUMBER OF ACTIVE PROJECTS

**1,057** in 2020



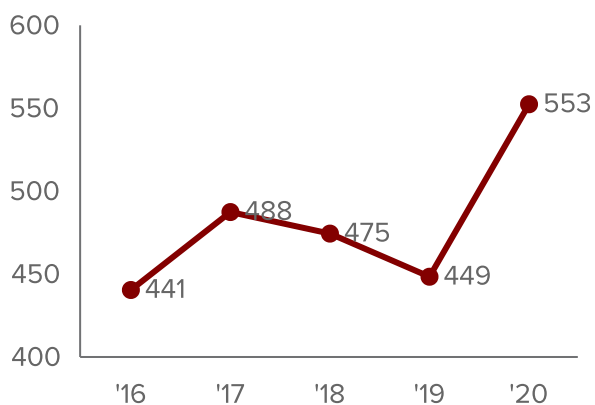
### NUMBER OF NEW AWARDS

**363** in 2020



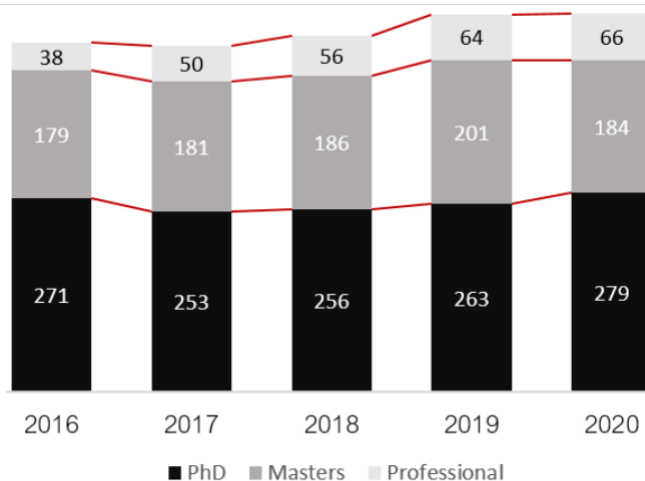
## PROPOSALS SUBMITTED

**553** in 2020




## GRADUATE ENROLLMENT

**529** in 2020




## INTELLECTUAL PROPERTY, STARTUPS, & DEALS

**\$373 K** in 2020



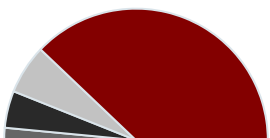
	Active Startups	Total Patents	Invention Disclosures	Licensing Revenue
2017	5	9	33	173 K
2018	6	5	27	217 K
2019	7	8	23	150 K
2020	7	5	33	373 K

2019



Plant Variety 1    Research Tool 1  
Software 0    Technology 21

2020



Plant Variety 1    Research Tool 3  
Software 4    Technology 25

## NEW INVENTION DISCLOSURES BY TYPE

**33** in 2020

